


WELCOME TO CHEW SCHOOL



1 KNOW YOUR DOG'S CHEWING STYLE

Chew style is based on pace, strength, and strategy while chewing.







NIBBLER PACE Slow breaks STRENGTH Gentle STRATEGY Savors treats & toys	GNAWER PACE Relaxed with breaks STRENGTH Average STRATEGY Chews extended periods
MUNCHER* PACE Persistent, no breaks STRENGTH Powerful STRATEGY Continuous; force & focus	DESTROYER* PACE Rushed, no breaks STRENGTH Extreme STRATEGY Powerful; may bite off chunks, inhale or gulp

*Due to these enthusiastic chewers we recommend always sizing up for safety.

2 CHEWS THE RIGHT SIZE™

If in doubt, size UP. Puppies get their license to chew at 6 months

			
STIX	S-ROLL	M-ROLL	L-ROLL
0-10 LBS	10-39 LBS	40-69 LBS	70+ LBS
STRIPS PERFECT FOR DOGS OF ALL SIZES			

BRACHYCEPHALIC BREEDS Breeds characterized by their wider, shorter muzzles, or flattened faces.

POPULAR BREEDS: French Bulldogs, Bulldogs, Boxers, Cavalier King Charles Spaniels, Shih Tzus, Boston Terriers, Mastiffs, Pugs, Cane Corso, Pekingese, Lhasa Apso

RISKS: Narrow, partially blocked airways that allow them to take on more than they can safely swallow; may complicate breathing and increase the risk of choking

For brachycephalic breeds, we recommend choosing a No-Hide Roll one size larger than what's recommended for their weight to ensure safe chewing.



3 SUPERVISE! SUPERVISE! SUPERVISE!

FINAL RECOMMENDATIONS:

- Size up for safety!
- Never leave your animal unattended while enjoying their chew.
- Remove pieces or chews that are small enough to gulp.